

AI Apps For Language Learning



Week of 10/02/2023

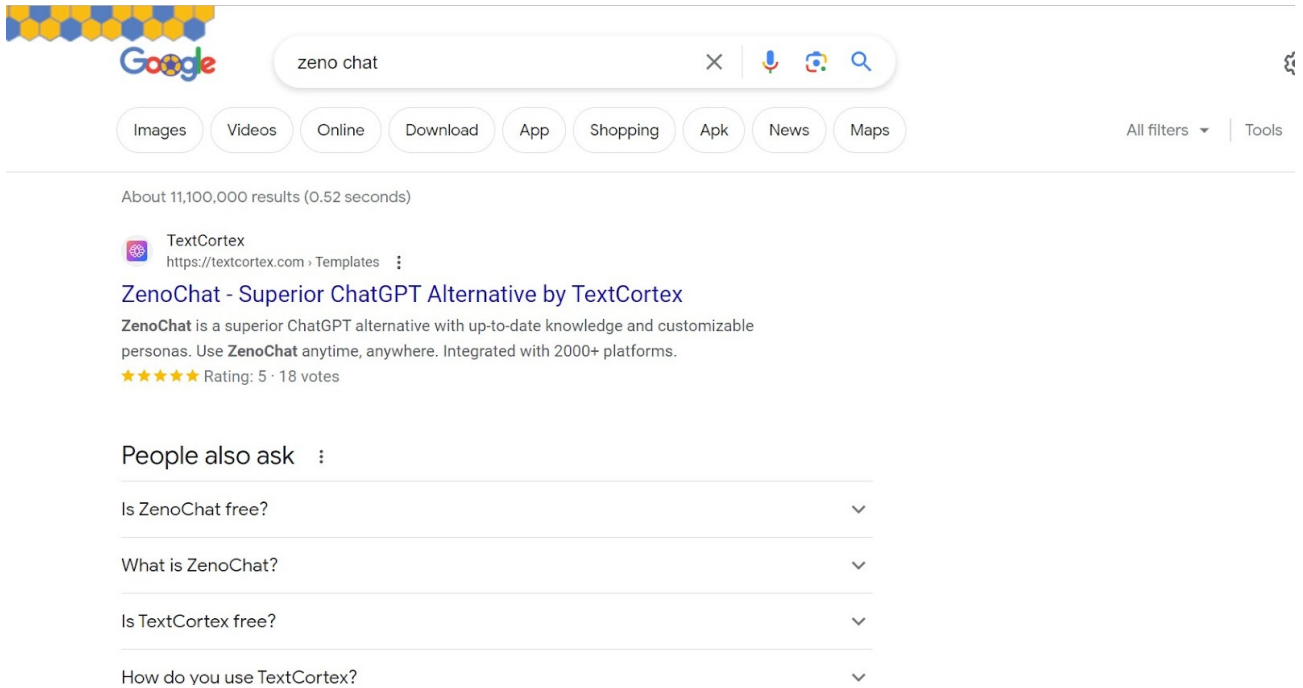
- For Google Doc of This Document Click [Here](#)

Index:

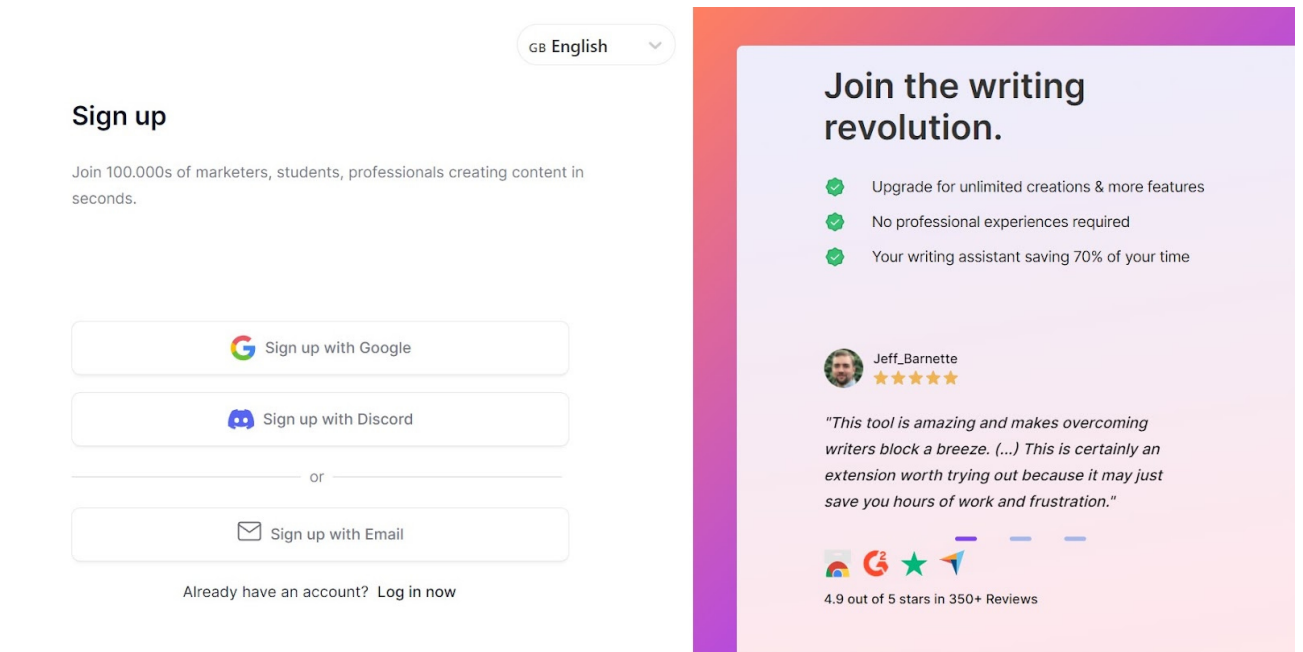
Zeno Chat Pg 2	Planner for language learning, when it comes to student downtime, ZenoChat can help guide students on how to revise their vocabulary and speaking skills for a day, week, or month.
Quazel pg 4	An AI talk app to improve language conversational skills as well as grammar and spelling if you choose to type. It will give you suggestions and allow you to improve your pronunciation.
Fathom pg 6	Zoom call AI note taker, makes transcripts, pinpoints key talking points of a call, records the video for viewing afterward
https://anki-decks.com/ pg 7	AI Tool to create Anki Decks based on the language you are learning so you can constantly memorize vocabulary everyday in a productive way.
Create Flashcards Fast pg 8	Tutorial on using Chat GPT to create 100s of flashcards in minutes for vocabulary in your textbook. (This can be used for Quizlet, AnkiCards or similar apps that allow csv imports)
Conversating in with ChatGPT and Quizzes pg 10	Tutorial to have a conversation with ChatGPT in the language you are learning, ChatGpt will use only vocabulary you are learning in a conversational sense. Also how to get ChatGPT to quiz you on your text book

Zeno Chat

1. Go to Google and search for Zeno Chat, and you'll find this:



2. When on, simply sign up and follow the steps, eventually getting through to the chat dashboard as seen here:



Tell us about yourself

Telling us about yourself improves your overall experience by 29%.

What role describes you the best?

Student

How did you hear about TextCortex?

Online Search

What problem are you looking to solve?

Guiding myself through AI generation with te...

Continue

80+ AI wri

Get quick value from your AI generati
academic templates, che

3. When through, type the exact plan you would want, and request specific requirements as needed such as learning 100 words in 5 hours or speaking more fluently in a week.

ZenoChat

✔ My capabilities you need to be aware of are

- Remember what you said
- Correct and build upon messages



ⓘ My limitations you need to be aware of are

- Do not use me for biased or offensive content.
- Check my facts



Add ZenoChat To Chrome

Persona: **Zeno, the assistant** ▼

[Learn how to prompt Zeno](#) →

Create a plan for me to learn 100 Japanese words from vocabulary and 7 Grammar structures my Japanese professor gave for over the next week and give the estimated time for how long each step and the process would take



Enable Search

Model: Sophos-2 ▼



4. Finally, the chat bot will give you a detailed schedule, If you need more assistance you can type an extra request and it will add to the original plan. An additional request could be “adjust this for learning while running” or “adjust this for a more flashcard-friendly style”

Day 1:

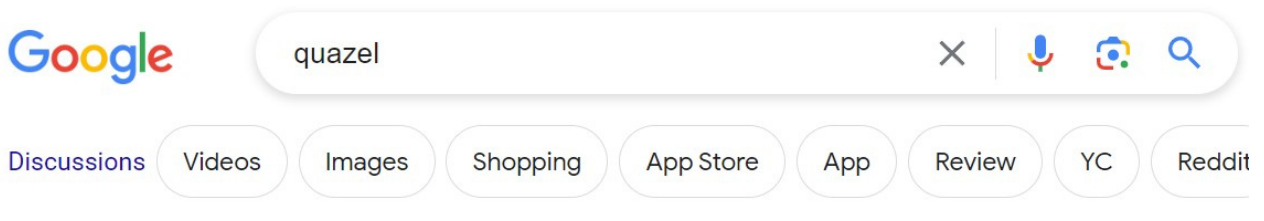
- Spend 1 hour researching and reading about the 7 grammar structures given by your professor. Try to understand the basic concepts and how they are used in sentences.
- Spend 1 hour making flashcards for the 100 Japanese words. Write the word on one side of the card and the English translation on the other side.

Day 2-5:

- Spend 30 minutes each day reviewing the flashcards you made. Try to memorize the words and their meanings.
- Spend 30 minutes each day practicing using the 7 grammar structures that you learned. Write sentences using the structures and try to use the new vocabulary words in your sentences.

Quazel

1. Look up Quazel on Google and click on the top link as shown here:



About 48,400 results (0.57 seconds)



Quazel - Learn a language through natural conversation

Quazel is an app that teaches people conversational fluency in a foreign language. You can talk about anything you want and create completely unique ...


Try

I want to learn... American English. Brazilian Portuguese. Chinese ...

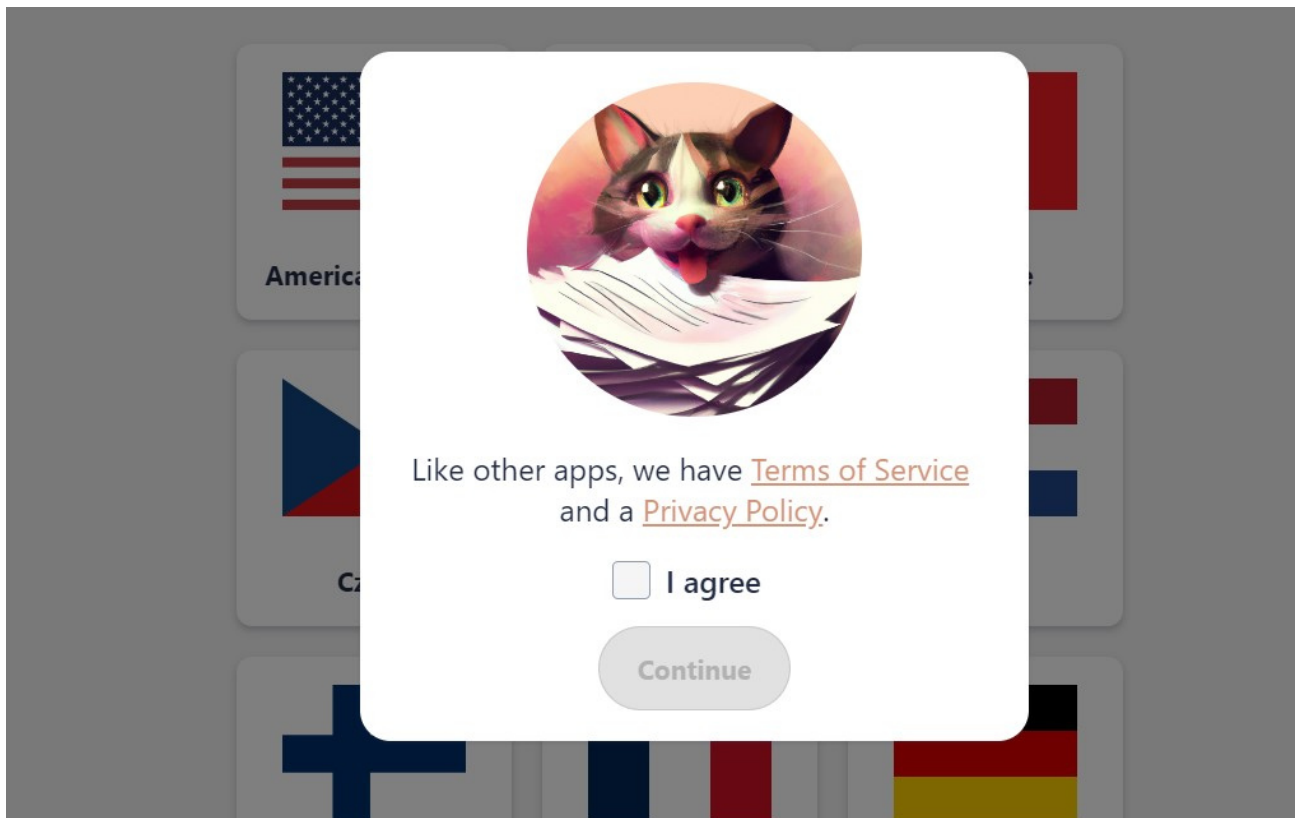
2. Simply sign up as seen in the top-right corner of the web page

YOUR PERSONAL AI TUTOR

Learn a language



3. Agree to the terms and conditions, then locate the language that you have been learning



4. Finally, complete the tasks and learn through the conversation, be sure to tap into the “see suggestions” whenever it appears for tips!

Meeting a New Friend

New friend
Toshi

Sign up

0/3 Tasks

Translator

Hints

Feedback

大好きです。好きなスポーツは何ですか？

- The question particle "何" (what) was missing.
- The question ending "ですか" was missing.

私 は バスケットボール が 好き です 。 あなた は 他 の スポーツ も 好き ですか ？

Say something...

Need some help?

- Ask if they have any favorite local restaurants
- Ask if they have any upcoming concerts they're excited to attend
- Ask if they have any favorite workout routines or exercises

Fathom

1. Search Fathom in Google, you may need to scroll a bit until you find the result seen here:

Fathom Events
<https://www.fathomevents.com>

Fathom Events

Fathom Events is the home of cinematic experiences that offer high quality, affordable entertainment events broadcast to the big screen.

[Browse](#) · [News & Press](#) · [Videos & Trailers](#) · [Blog](#)

Fathom.video
<https://fathom.video>

Fathom - Never take notes on a video call again

Fathom records, transcribes, highlights, and summarizes your meetings so you can focus on the conversation. Get setup in minutes. Sign up for FREE.

[Fathom](#) · [Fathom Video Status](#) · [FAQ](#) · [Testimonials](#)

Merriam-Webster
<https://www.merriam-webster.com/dictionary/fathom>

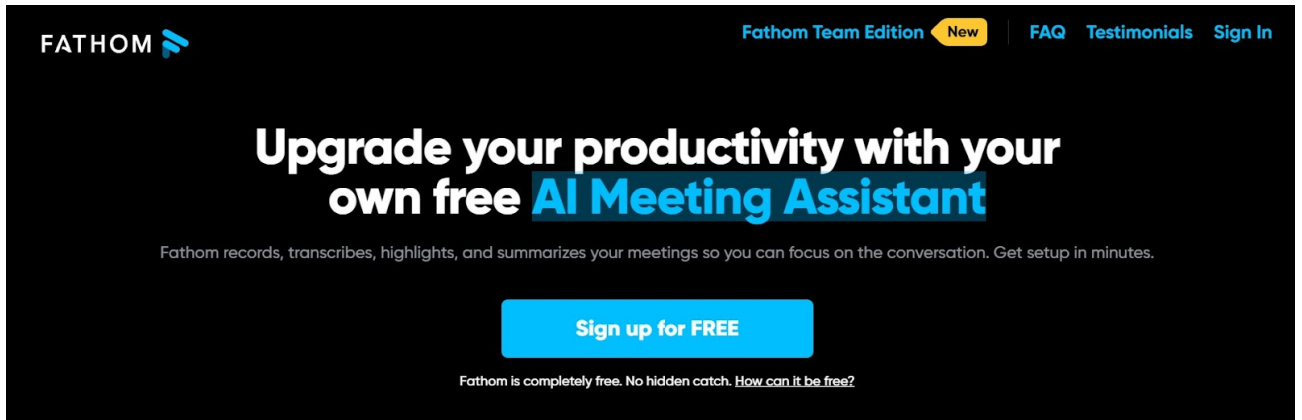
Fathom Definition & Meaning

Jul 11, 2023 – The meaning of **FATHOM** is a unit of length equal to six feet (1.83 meters) used especially for measuring the depth of water —sometimes used ...

Wikipedia
<https://en.wikipedia.org/wiki/Fathom>

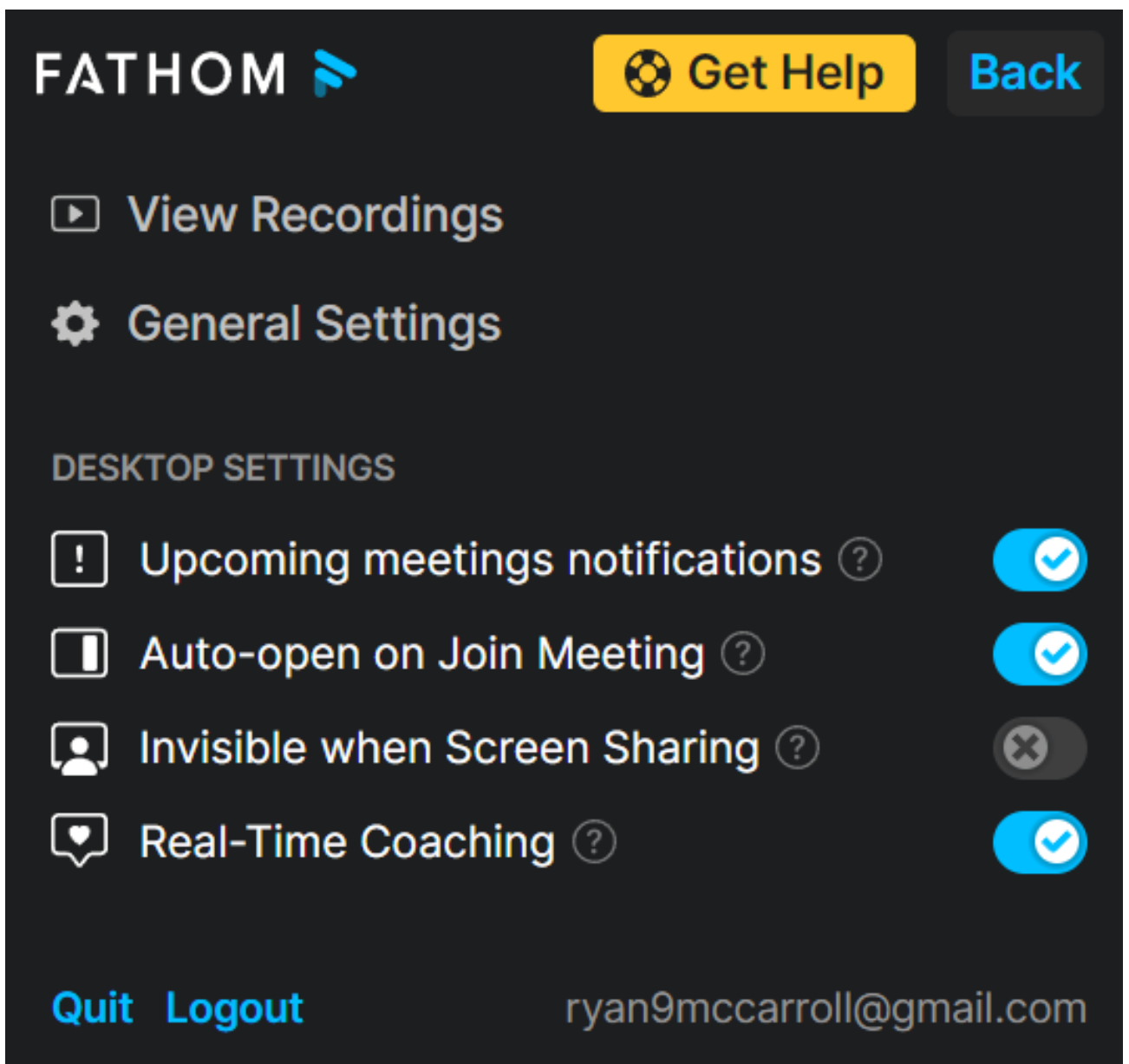
Fathom

- When on the website, select Start for Free and follow the steps it gives you until you can download the app. Options should not matter that much.



The screenshot shows the Fathom website landing page. At the top left is the FATHOM logo. At the top right, there is a navigation bar with "Fathom Team Edition" (with a "New" badge), "FAQ", "Testimonials", and "Sign In". The main heading reads "Upgrade your productivity with your own free AI Meeting Assistant". Below this, a sub-headline states "Fathom records, transcribes, highlights, and summarizes your meetings so you can focus on the conversation. Get setup in minutes." A prominent blue button says "Sign up for FREE". At the bottom, a small note says "Fathom is completely free. No hidden catch. [How can it be free?](#)"

- Finally, once you have the app, you can select "auto-open on join meeting" to have Fathom to enter every call, you can de-select this whenever you please if you don't want it on certain calls



The screenshot shows the Fathom app settings menu. At the top left is the FATHOM logo. At the top right, there are two buttons: "Get Help" (with a soccer ball icon) and "Back". Below these are two main menu items: "View Recordings" (with a play button icon) and "General Settings" (with a gear icon). Under "General Settings", there is a section titled "DESKTOP SETTINGS" with four toggleable options, each with a help icon (a question mark in a circle):

- "Upcoming meetings notifications" (toggle is on)
- "Auto-open on Join Meeting" (toggle is on)
- "Invisible when Screen Sharing" (toggle is off)
- "Real-Time Coaching" (toggle is on)

At the bottom left, there are two buttons: "Quit" and "Logout". At the bottom right, the email address "ryan9mccarroll@gmail.com" is displayed.

Anki-decks.com

1. Go to Anki-decks.com and click create Anki Deck for free to access the Anki Deck Maker
2. Include keywords that you want to make a deck around, you can make this as specific or broad as possible, you can try to stick to your syllabus and experiment with different keywords, you can always add your own flashcards after
3. Select the language and enter your email address and you will receive the Anki Deck within 5 minutes

Keywords*

Maximum of 3 keywords allowed.

Your deck will contain words that are connected to these topics. Get creative!

Learning Language*

Which language would you like to learn?

Native language*

English works best, but you can choose any language

Language level*

Create 100s of Flashcards in Minutes

1. Copy the vocabulary list you want to turn into flashcards from your text book, and then paste it into chat GPT with the following prompt so that it becomes cleaner. "can you turn this into a list of english vocabulary to (insert language) vocabulary: (copy and pasted textbook text)"

can you turn this into a list of english vocabulary to japanese vocabulary: いま 今: now

がくせい 学生

がくせい

: student

わせだだいがく 早稲田大学 (わせだ) : Waseda university

AIU あきたこくさいきょうようだいがく 秋田国際教養大学: Akita International University

こうこう 高校: high school

こうこうせい 高校生: high school student

ごぜん 午前: A.M.

*ごご 午後: P.M.

しゅっしん 出身: coming from; home town

しゅと 首都: capital

だいがくせい 大学

だいがく

生: college student

だいがくいんせい 大学院

Regenerate

会話 1

の Nominals

*いま 今: now

がくせい 学生: student

わせだだいがく 早稲田大学 (わせだ) : Waseda university

AIU あきたこくさいきょうようだいがく 秋田国際教養大学: Akita International University

こうこう 高校: high school

こうこうせい 高校生: high school student

ごぜん 午前: A.M.

*ごご 午後: P.M.

しゅっしん 出身: coming from; home town

しゅと 首都: capital

だいがくせい 大学生: college student

だいがくいんせい 大学院生: graduate student

ちゅうがくせい 中学生: junior high school student; middle school student

せんせい 先生: teacher; professor

せいと 生徒: student (junior high/ high school)

だいがく 大学: college; university

りっちもんだいがく リッチモンド大学: University of Richmond

2. Next, type this into Chat GPT: "With this vocabulary list, format it so that it can be made into flashcards using anki by formatting it into a csv where in the first column it is English-only vocabulary and the second column is the corresponding (insert language) vocabulary that matches the English words." Chat GPT should then produce you something like this

With this vocabulary list, format it so that it can be made into flashcards using anki by formatting it into a csv where in the first column it is english only vocabulary and the second column is the corresponding japanese vocabulary that matches the english words

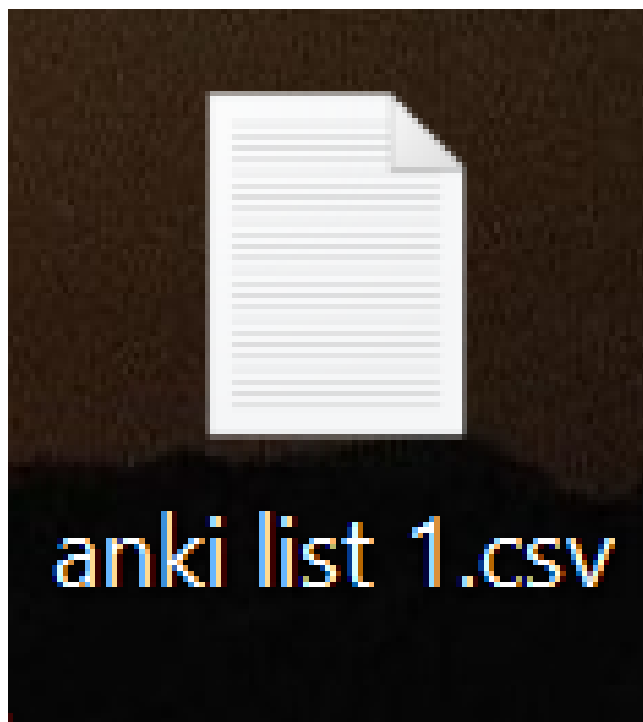
Certainly! Here's the vocabulary list formatted as a CSV file for use with Anki:



```
css Copy code
English Vocabulary,Japanese Vocabulary
now,いま
student,がくせい
Waseda university,わせだいがく
Akita International University,AIU
high school,こうこう
high school student,こうこうせい
A.M.,ごぜん
P.M.,*ごご
```

Regenerate

3. With this CSV format, copy and paste the code into a text document (notepad or text edit) then save the file and rename the text document to have .csv at the end of it.



```

anki list 1.csv
File Edit View

now,いま
student,がくせい
Waseda university,わせだだいがく
Akita International University,AIU
high school,こうこう
high school student,こうこうせい
A.M.,ごぜん
P.M.,*ごご
coming from; home town,しゅっしん
capital,しゆと
college student,だいがくせい
college; university,だいがく
graduate student,だいがくいんせい
junior high school student; middle school student,ちゅうがくせい
teacher; professor,せんせい
student(junior high/ high school),せいと
University of Richmond,りっちもんだいがく
international student,りゅうがくせい

```

4. Now open up Anki-Decks, select the import option and select your .csv file. Once opened make sure you have the comma selected as the Field separator and the rest can be left alone or adjusted to your preferences

Import File
✕

anki list 1.csv.txt
Import

Field separator Comma

Allow HTML in fields

1	2
now	いま
student	がくせい
Waseda university	わせだだいがく
Akita International University	AIU
high school	こうこう

Import options

Notetype Basic

Deck [anki-decks.com] E...

Existing notes Update

Match scope Notetype

Tag all notes 🏷️

Tag updated notes 🏷️

Field mapping

Front 1: now

Back 2: いま

Tags (Nothing)

Conversate with ChatGPT and Quiz Making

1. First Copy your entire vocabulary or even an entire section of your textbook if you would like. Then go to ChatGPT and copy and paste this: "I just began intermediate [Insert Language] at college, start a conversation with me in [Insert Language] so that I can remember the new vocabulary better. Make the conversation so that you (chatgpt) says one sentence and then I respond back, Make the sentences simple and use very little Japanese vocabulary outside of what is in the textbook: Insert you vocabulary or text book here" If you have any additional requests be sure to clearly lay it out, or add more context. 3 things for additional requests - Provide context and constraints, be detailed and specific, and assign a role/request how you want ChatGPT to act.

ChatGPT's response should look like this

Verbals

U-Verbals

せっする 接する come in contact with Xが Yに接

せっ

する

*おなかがすく お腹が空く: become (get) hungry



こんにちは！かぶきが好きですか？

(Hello! Do you like Kabuki?)



はい、歌舞伎は大好きですけど見たことがありません

- 2 After you are done conversating, or before you conversate, you can request ChatGPT to quiz you on your vocabulary or even grammar points if you wish "Thank you I enjoyed that conversation, let's stop talking in [Insert Conversation]. Instead, can you quiz me on my new vocabulary?" Ofcourse, as done before you can change for your own personal requests.



thank you I enjoyed that conversation, let's stop talking in Japanese. Instead can you quiz me on my new vocabulary?



You're welcome! Of course, I'd be happy to quiz you on your new vocabulary. Let's get started:

1. What does "歌舞伎" mean?
2. How do you say "boyfriend" in Japanese?
3. Translate "この次" into English.
4. What is the Japanese word for "concert"?
5. Give the Japanese word for "absolutely."

Feel free to answer these questions, and I'll let you know how you did!

 Regr

3 ChatGPT can also assist you in giving you an exact amount of time and effort you will need to put in with this system to learn your new vocabulary by asking a question like “Through asking you for quizzes and conversation, how much time will it take me to learn my new vocabulary”